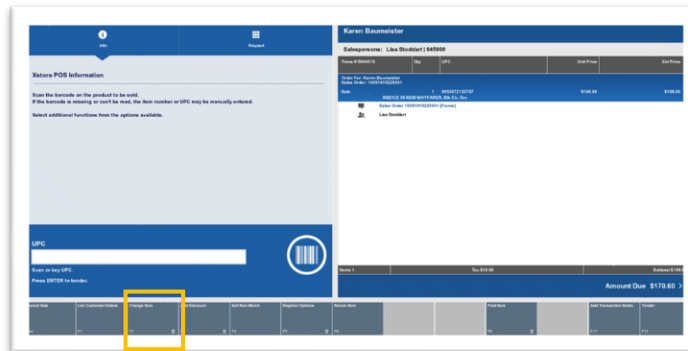
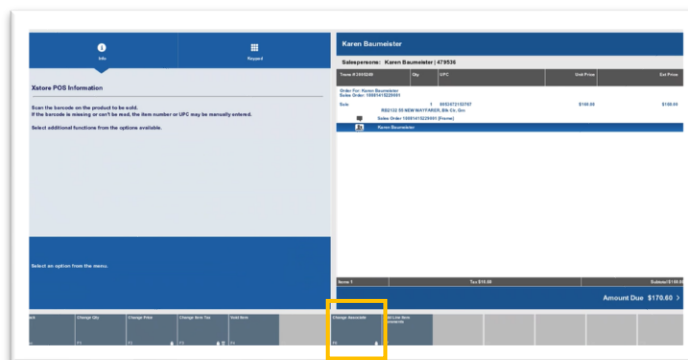


CIAO! OPTICAL EDIT TEAM MEMBER

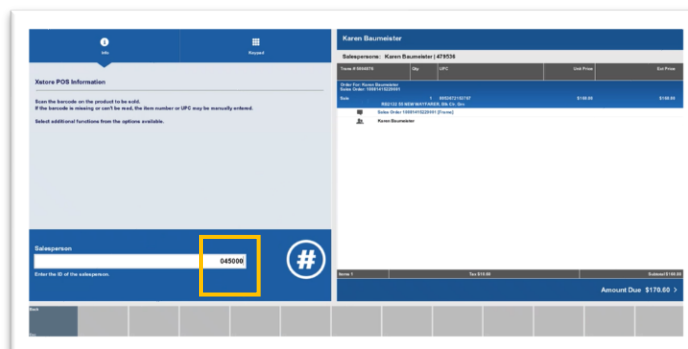
- ❑ From XStore, Select (Highlight) The Item You Want To Change
- ❑ Select **CHANGE ITEM (F2)**



- ❑ Select **CHANGE ASSOCIATE (F6)**



- ❑ Enter The ID Number For The Correct Team Member



**You May Have To Do Multiple Changes If You Want To Change A Complete Pair
(Meaning Change The Lens + Frame, Contact Lenses: Right + Left, ETC.)**